

Ist Call

SALES AND LETTINGS



Sandleigh Road, Leigh-On-Sea, SS9 1JT

£250,000 - Leasehold

Discover this beautifully refurbished one-bedroom ground floor apartment, perfectly positioned in the heart of Leigh-on-Sea with the vibrant shopping facilities of Leigh Road on your doorstep and the convenience of Leigh railway station within comfortable walking distance, this property offers the ideal blend of local amenities and excellent transport connections. Recently refurbished throughout, this spacious apartment showcases contemporary living at its finest. The generous front lounge creates a bright and welcoming space for relaxation and entertaining, while the newly fitted kitchen delivers modern functionality with style. The recently updated bathroom completes the interior with quality finishes and attention to detail. The property's standout feature is its private west-facing rear garden - a rare and valuable asset for a ground floor apartment. This delightful outdoor space captures beautiful evening sunlight, creating the perfect setting for al fresco dining, gardening, or simply unwinding after a busy day. The added convenience of off-street parking provides practical benefits that are increasingly sought after in this popular area. Offered with no onward chain, this represents an excellent opportunity for a smooth and straightforward purchase. The property also benefits from a substantial 149-year remaining lease term, ensuring long-term security and peace of mind for decades to come. This exceptional apartment combines modern comfort, prime location, and unique outdoor space - making it perfect for first-time buyers, downsizers or investors. An internal viewing is absolutely essential to fully appreciate the quality and the charming character this wonderful property offers.

Accommodation Comprising

Front door with security entryphone system leading to communal entrance hall with own front door to...

Entrance Hall

Radiator, built in storage cupboard with further radiator, newly fitted carpet, smooth plastered ceiling, doors off to...

Lounge 14'8 into bay x 14'7 (4.47m into bay x 4.45m)



Lead lite double glazed bay window to front, radiator, newly fitted carpet, smooth plastered coved ceiling...



Kitchen 12'11 x 10'3 (3.94m x 3.12m)



Range of newly fitted base units with complementing working surfaces over, inset single drainer stainless steel sink unit, integrated stainless steel gas hob with matching oven below and extractor hood over, glazed splashback, space and plumbing for washing machine, matching range of wall mounted units, wall mounted gas central heating & hot water boiler, radiator, smooth plastered ceiling, double glazed door and window to rear...



Bedroom 13'11 x 10'11 (4.24m x 3.33m)



Double glazed window to rear, radiator, newly fitted carpet, smooth plastered coved ceiling...

Bathroom 6'7 x 5'10 (2.01m x 1.78m)



Newly installed with white suite comprising panelled bath with shower unit over and glazed shower screen, vanity wash hand basin, low level W.C., marble effect panelled walls to wet areas, heated towel rail, extractor fan, smooth plastered ceiling...

Externally

Rear Garden 22'1 x 19'4 (6.73m x 5.89m)



Own west facing rear garden mostly laid to lawn with gate providing access to...

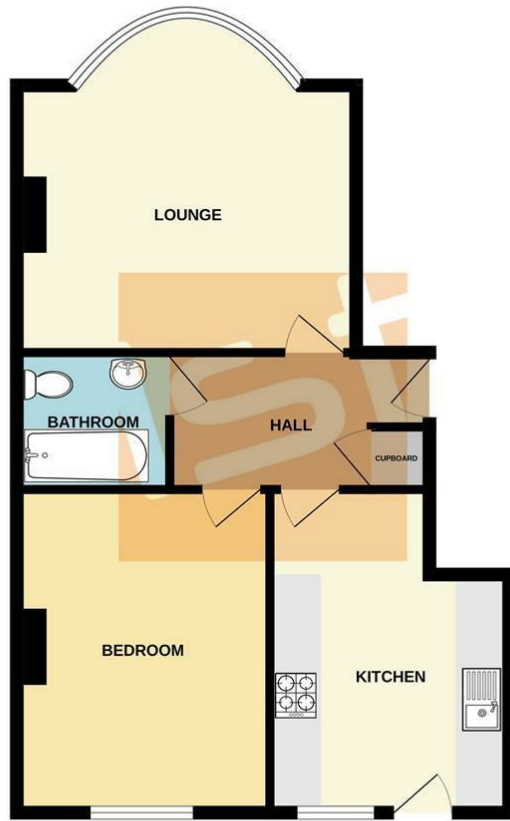
Off Street Parking



Allocated parking space within residents car park to rear of property...

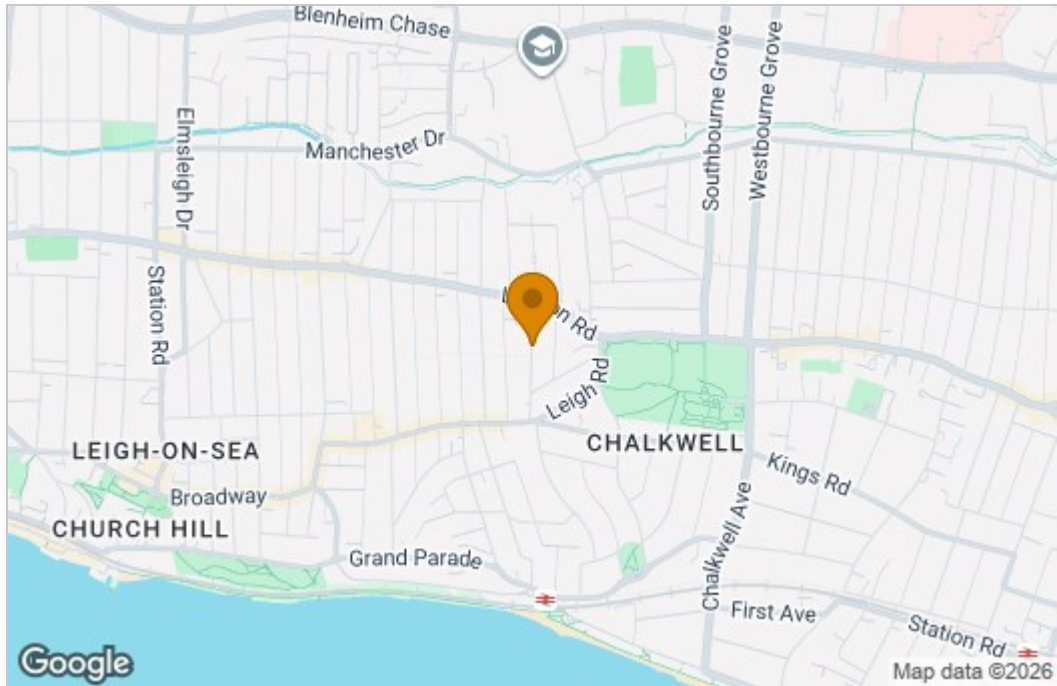
Floor Plan

GROUND FLOOR
568 sq.ft. (52.7 sq.m.) approx.

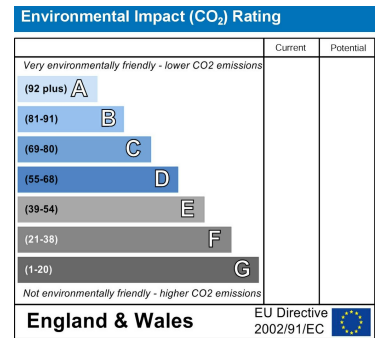
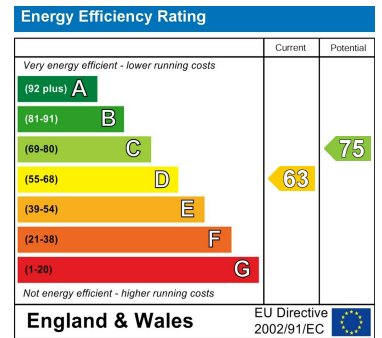


TOTAL FLOOR AREA: 568 sq.ft. (52.7 sq.m.) approx.
 Whilst every attempt has been made to ensure the accuracy of the floorplan contained here, measurements of doors, windows, rooms and any other items are approximate and no responsibility is taken for any error, omission or mis-statement. This plan is for illustrative purposes only and should be used as such by any prospective purchaser. The services, systems and appliances shown have not been tested and no guarantee as to their operability or efficiency can be given.
 Made with Metropix ©2025

Area Map



Energy Efficiency Graph



These particulars, whilst believed to be accurate are set out as a general outline only for guidance and do not constitute any part of an offer or contract. Intending purchasers should not rely on them as statements of representation of fact, but must satisfy themselves by inspection or otherwise as to their accuracy. No person in this firm's employment has the authority to make or give any representation or warranty in respect of the property.